




“Inked” Temporary Paint-On Tattoos



© 2006, 2007, 2008 Catherine Cartwright-Jones TapDancing Lizard LLC all rights reserved

Order henna, temporary tattoo, and other body art supplies from
<http://www.mehandi.com>

For information on the art, science, history and traditions of henna, visit www.hennapage.com



Use your “Inked” temporary tattoo palette just as you would use a set of watercolor paints. The only difference is that you use 99% isopropyl alcohol with these inks, not water. Put some isopropyl alcohol in your spray bottle; spray a little 99% isopropyl alcohol onto the “Ink” color you want to use. Wait a few minutes for the color to soften. As the alcohol evaporates from your palette, the cakes of ink become solid again, just like a watercolor set.



When the ink has softened, brush it onto skin, just as you would paint watercolor onto paper. You can blend the colors on your palette or on the skin: spray lightly with 99% isopropyl alcohol to moisten the ink.

© 2006, 2007, 2008 Catherine Cartwright-Jones TapDancing Lizard LLC all rights reserved

Order henna, temporary tattoo, and other body art supplies from
<http://www.mehandi.com>

For information on the art, science, history and traditions of henna, visit www.hennapage.com



Continue the work, and use Harquus Platinum for defining black lines.



Harquus Platinum works well with “Inked” to create black line and detail. Put a few drops of Harquus Platinum in a shot glass, and brush it on as you would India ink.

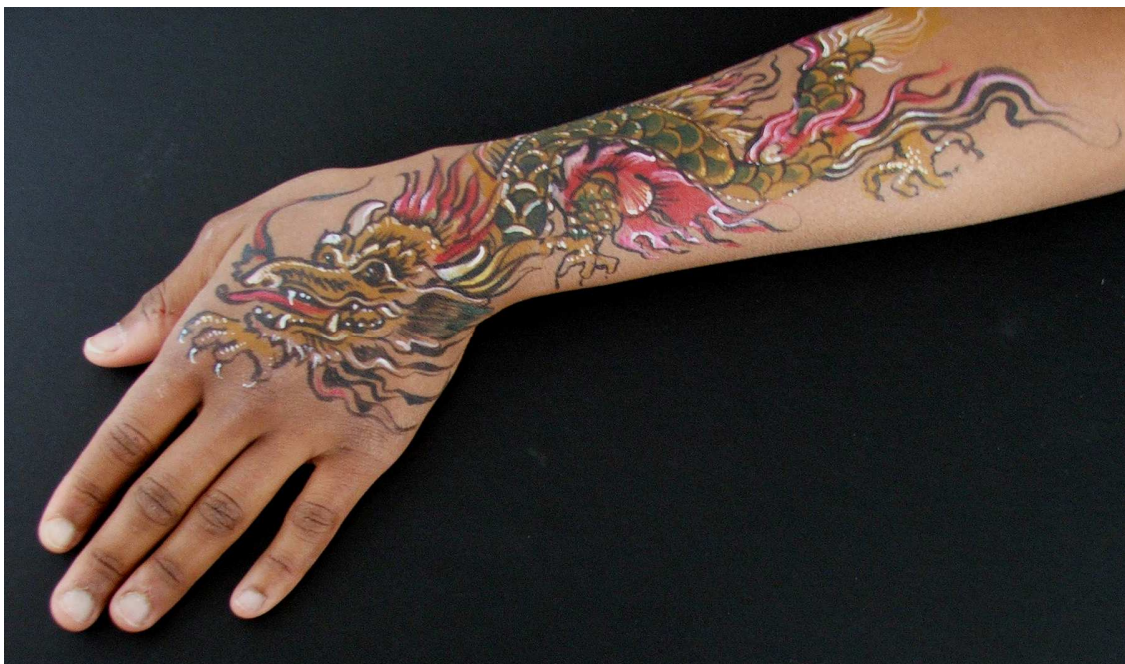
© 2006, 2007, 2008 Catherine Cartwright-Jones TapDancing Lizard LLC all rights reserved

Order henna, temporary tattoo, and other body art supplies from
<http://www.mehandi.com>

For information on the art, science, history and traditions of henna, visit www.hennapage.com



Continue working your pattern. Dust your completed pattern with talcum powder. Talc sets the resin-based ink and makes it durable and waterproof. You can find talcum powder at any store with baby care products. Use “talc” powder, not cornstarch powder.



With care, these temporary tattoos will last a week or more. The “Inked” temporary tattoo will deteriorate faster with sweat, oil and lotion. To remove the “Inked” temporary tattoo, rub baby oil onto the area with a cotton ball or rag.

© 2006, 2007, 2008 Catherine Cartwright-Jones TapDancing Lizard LLC all rights reserved

Order henna, temporary tattoo, and other body art supplies from
<http://www.mehandi.com>

For information on the art, science, history and traditions of henna, visit www.hennapage.com



Clean your brushes and gear with 99% isopropyl alcohol when you are finished.



“Inked” was developed by Temptu to recreate realistic looking classic tattoos with a safe, FDA approved resin-based paint. “Inked is safe, effective, easy to use, and beautiful!

© 2006, 2007, 2008 Catherine Cartwright-Jones TapDancing Lizard LLC all rights reserved

Order henna, temporary tattoo, and other body art supplies from
<http://www.mehandi.com>

For information on the art, science, history and traditions of henna, visit www.hennapage.com

Use “Inked” with henna!

Because “Inked” lasts a week or more, you can use it when you apply the henna, and the color will remain on the skin with the henna pattern!



Apply the henna. Let the henna paste dry slightly. Paint “Inked” into the pattern. “Inked” is more durable with talcum powder, but it’s not absolutely necessary to powder after you paint..



Two days later, most of the color is still there, even with frequent hand washings and lotion.

© 2006, 2007, 2008 Catherine Cartwright-Jones TapDancing Lizard LLC all rights reserved

Order henna, temporary tattoo, and other body art supplies from

<http://www.mehandi.com>

For information on the art, science, history and traditions of henna, visit www.hennapage.com



After five days, some of the color still remains.



Or, you can refresh the color and it's lovely again!

© 2006, 2007, 2008 Catherine Cartwright-Jones TapDancing Lizard LLC all rights reserved

Order henna, temporary tattoo, and other body art supplies from
<http://www.mehandi.com>

For information on the art, science, history and traditions of henna, visit www.hennapage.com



Here is another example of Harquus Platinum and Inked with a henna application:




Two days later, most of the Harquus Platinum and the “Inked” remains.

© 2006, 2007, 2008 Catherine Cartwright-Jones TapDancing Lizard LLC all rights reserved

Order henna, temporary tattoo, and other body art supplies from
<http://www.mehandi.com>

For information on the art, science, history and traditions of henna, visit www.hennapage.com



Have fun! Get “Inked” with the most daring and beautiful pattern you’ve always wanted, and then remove it safely.
You can have another one next week!

All from mehandi.com

© 2006, 2007, 2008 Catherine Cartwright-Jones TapDancing Lizard LLC all rights reserved

Order henna, temporary tattoo, and other body art supplies from
<http://www.mehandi.com>

For information on the art, science, history and traditions of henna, visit www.hennapage.com

Shop online at Mehandi.com for henna and bodyart supplies. Mehandi.com has the best quality, the widest product range, and expert customer support for your beautiful art!



Shop at EMPIRE 135 E. Main St. in Kent, Ohio, for your henna and bodyart supplies. Get free advice, demonstrations, & help with your bodyart projects.

© 2006, 2007, 2008 Catherine Cartwright-Jones TapDancing Lizard LLC all rights reserved

Order henna, temporary tattoo, and other body art supplies from
<http://www.mehandi.com>

For information on the art, science, history and traditions of henna, visit www.hennapage.com